

STAY?SNUG™

**GRAPHENE HEATED BELT**  
INSTRUCTION BOOKLET



Model: 63895

**LAKELAND** innovation

# STAYSNUG GRAPHENE HEATED BELT

Thank you for choosing the Lakeland StaySnug Graphene Heated Belt.

Please take a little time to read this booklet before you use your Graphene Heated Belt and keep it in a safe place for future reference.

## ***What is Graphene?***

*Graphene is a conductive fabric which heats through friction when connected to a power source, heating the whole area evenly. It's also lightweight, flexible and strong.*

This heated belt will help soothe and add warmth where needed from the graphene panel inside, it has adjustable temperature settings for personal warmth and comfort.

Here at Lakeland, our award-winning family-owned business still offers the same excellent quality, value for money and exceptional customer service as when we founded the company back in the 1960s.

Our products are hand-picked and thoroughly tested so you can be sure that everything you purchase will be a pleasure to use for many years to come.

## **CONTENTS**

Product features.....	3
Important instructions and safety notes.....	4-7
Instructions for use.....	8
Care and cleaning.....	9
Frequently asked questions.....	10
Technical information.....	10
Recycling your electricals.....	11

# PRODUCT FEATURES

- 1. Graphene heated belt
- 2. Power and heat temperature button
- 3. Power bank\* pocket zip closure
- 4. USB-C connector cable



\*Power bank not included

**Required Power Bank Specification:**  
10K mAh Power Bank  
Output: USB-C 15W

# **IMPORTANT INSTRUCTIONS. RETAIN FOR FUTURE USE.**

**WARNING! Instructions and warnings for safe use.**

## **SAFETY NOTES**



- Before using this appliance, carefully read the instructions for use and in particular the safety notes and warnings, which must be complied with. Keep this manual together with its illustrative guide for future consultation. Should you transfer the appliance to another user, make sure you hand over this documentation as well.
- After unpacking, make sure the appliance is intact, complete with all its parts as shown in the illustrative guide and with no sign of damage due to transportation. If in any doubt, do not use the appliance and contact an authorised service centre.
- This appliance must be used only for the purpose for which it was designed, namely as a Graphene Heated Belt for home use. Any other use is considered not compliant with the intended use and therefore could be dangerous.
- Before connecting the appliance to your chosen power bank, please check that it is 5V. DC and capable of supplying 2A and is fully charged.
- This appliance is only to be used with the types of detachable control unit that are marked on the appliance.
- Children under the age of three are not to use this appliance due to their inability to react to overheating.

- This appliance can be used by children older than 3 years and younger than 8 years under supervision and with the control always set to minimum temperature.
- This appliance can be used by children aged from 8 years and above and persons with reduced physical, sensory or mental capabilities or lack of experience and knowledge if they have been given supervision or instruction concerning use of the appliance in a safe way and understand the hazards involved. Children shall not play with the appliance. Cleaning and user maintenance shall not be made by children without supervision.
- This appliance must not be used by persons insensitive to heat and other very vulnerable persons who are unable to react to overheating.



- **DO NOT** use the appliance with wet hands or damp feet.



- **DO NOT** pull the USB-C connector cable or the appliance itself to disconnect it from the power source.



- **DO NOT** pull or lift the appliance by the USB-C connector cable or power bank if attached.

- When the cable is attached to the power bank, ensure that the power bank is inside the zip closure and closed, so not to drop out and pull the cable.



- **DO NOT** expose the appliance to humidity, to the effects of weather (rain, sun, etc.) or to extreme temperatures.
- Always disconnect the appliance from the power bank before cleaning or performing maintenance and when the appliance is not in use.
- Examine the appliance frequently for signs of wear or damage. If there are such signs, if the appliance has been misused or does not work, contact an authorised electrical specialist before switching it on again.
- If the appliance is faulty or malfunctions, switch it off and do not tamper with it. Contact an authorised electrical specialist.
- If the USB-C connector cable is damaged, take the whole appliance to an authorised technical service centre for the replacement of the control unit, so as to prevent all risks.



- **DO NOT** use this appliance to warm animals.



- **DO NOT** use if wet.



- **DO NOT** use folded or creased.



- **DO NOT** insert pins or needles.

- **PLEASE NOTE:** If you wear a pacemaker please contact a medical professional or your pacemaker provider to ensure this product is compatible with your device.
- The Graphene Heated Belt should not be applied directly to the skin.
- The Graphene Heated Belt should always be worn over clothing.
- Always test the temperature of the belt prior to application.
- Prolonged use of the Graphene Heated Belt at a high setting could lead to skin burns.
- Do not fall asleep while wearing the Graphene Heated Belt.
- For external use only.

# INSTRUCTIONS FOR USE

The device is not suitable for clinics, wellness studios etc.

Always make sure that the Graphene Heated Belt is not creased or folded while it is in use.

1. Unpack the Graphene Heated Belt, remove all the packaging materials.
2. Make sure your power bank is fully charged before using. Working time is 5 hours using a fully charged 10,000mAh power bank.
3. Connect the power bank to the USB-C cable. The other end of this cable is attached to the power button.
4. The power button will illuminate red, blue then green to show that it is successfully connected, then will go off.
5. Press the power button for 3 seconds until it illuminates red, indicating it is on the high setting.
6. To change the temperature, press the power button and it will then illuminate blue, indicating it is on the medium setting.
7. Press the power button again and it will then illuminate green, indicating it is on the low setting.
8. You can power off the Graphene Heated Belt on any heat setting. To turn off power, press the power button for 3 seconds and the power button will not be illuminated.

**NOTE:** All settings switch OFF automatically after 45 minutes.

**Function:** 3-level temperature control



**High** - Red Light (approx. 50°C)

**Medium** - Blue Light (approx. 45°C)

**Low** - Green Light (approx. 35°C)

9. The heating zone is in the curved section of the belt.
10. When not in use for a period of time, unplug the power bank from the USB-C cable.

## CARE AND CLEANING

- Remove your power bank from the Graphene Heated Belt and let it cool completely before cleaning.
- Check parts for wear and damage after every few uses.
- Never immerse the Graphene Heated Belt with the power bank attached in water or any other liquid.

## WASHING INSTRUCTIONS FOR THE GRAPHENE HEATED BELT

- **DO NOT** wash.
- Wipe clean with a damp cloth.
- **DO NOT** iron, tumble dry, dry clean or bleach.



## STORING YOUR GRAPHENE HEATED BELT

- When storing the Graphene Heated Belt, allow it to cool down completely.
- Avoid creasing the Graphene Heated Belt.
- **DO NOT** place heavy items on the Graphene Heated Belt when in storage, as deep creases or folds may damage the wiring.
- **DO NOT** use any moth-proofing chemicals.

# FREQUENTLY ASKED QUESTIONS

**Question:** Why is there is no heat?






**Answer:** Check that your power bank is fully charged and you are using the output port. Check that the USB-C connector is fully pushed into the power bank.

The Graphene Heated Belt may be faulty or damaged. If so, contact the Lakeland Customer Services team on 015394 88100 or [info@lakeland.co.uk](mailto:info@lakeland.co.uk)

**Question:** Why is there heat discolouration on the fabric?

**Answer:** There may be a fault with the appliance, discontinue use and contact the Lakeland Customer Services team on 015394 88100 or [info@lakeland.co.uk](mailto:info@lakeland.co.uk)

# TECHNICAL INFORMATION

<b>LAKELAND</b>	<b>GRAPHENE HEATED BELT</b>	
<b>63895</b>		
  <b>RoHS</b>		

## RECYCLING YOUR ELECTRICALS

The Waste Electrical and Electronic Equipment (WEEE) Directive requires UK distributors to maximise separate collection and environmentally friendly processing of WEEE.

UK distributors (including retailers) are required to provide a system which allows all customers buying new electrical equipment the opportunity to recycle their old items free of charge.

As a responsible retailer, we have met these requirements by offering all customers buying new electrical and electronic equipment free take-back of their old electricals on a like-for-like basis.



**Lakeland**  
Alexandra Buildings, Windermere, Cumbria, UK LA23 1BQ  
Tel: 015394 88100 [lakeland.co.uk](http://lakeland.co.uk)